



The Copper Starlight

An Award Winning Bi-Monthly Newsletter of the Southern Arizona Chapter of the Studebaker Drivers Club

MAY/JUNE 2021

VOLUME 48, ISSUE III

Inside this Issue:

From the President	2
Thoughts and Prayers	2
Calendar of Events	3
In Remembrance	3
Stude-Baker Recipes	3
Guess Who?	4
Tech Tip	4
Interesting Websites & Videos	4
Past Events	1,8,9,12
Member Contributions	1,3,4,5,6,9,12
Ads	9
Cruise Nites and Shows	10
Sponsors	10
New Member Application	11



2021-2022 Officers:

- President - Randy Goble
- VP/Tourmaster - John L. Lewis
- Treasurer - Bob Miles
- Secretary - Marj Scooros
- Membership & Circulation - Bob Miles
- Past President - Chuck Stanford
- Historian - Bruce Sandburg
- Newsletter Editor - Ann Pearson
- Appointed Webmaster - Marj Scooros



A Picnic at Ft. Lowell Park

by Ann Pearson



It was a beautiful, sunny Saturday morning on March 27, 2021 at Ft. Lowell Park in Tucson, Arizona. Thirty-three members and friends, and thirteen Studebakers and Avantis were present. It was quite the line-up. Our Club was well represented and many a passersby stopped to ask questions while ogling our cars, all the while reminiscing of the past!

Members in attendance and Studebakers/Avantis (and other classic cars) driven: Keith Ambs, '63 Avanti; Steve and Gail Ault; Jay Bodle, '50 Commander 4-door; Mike and Violet Borens, (Mike won a 2021 Phoenix Chapter Calendar), '89 Avanti; Duane and Tory Cowan; Dan Enwright and Danuta Jakubowski, '50 Champion Coupe; Lou Fendl, '56 Transtar Pick-up; Randy and Donna Goble, '56 Commander; Fred and Nora Gooch, '37 Dictator Coupe; Michael Hodges, (Mike won a Studie license plate holder.);

John L. Lewis, '61 Hawk; Terry Lewis, '61 Hawk; Bob Loshbough, '61 Champ Pick-up; Don and Bonnie McGraw, '63 Hawk; Bob Miles; Larry Northington; Ann Pearson, '62 GT Hawk; Larry and Pat Robinson; Gloria Schmetzer and Alice de Buhr, '59 Chevy truck; Bruce Sandburg and Delores Schurtz; Jim and Audrey Thompson, 50/50 winner of \$136.00, '50 Commander Starlight; and Ron Wagner, Musician.



Ron Wagner with "In the Mood"



Audrey & Jim Thompson



What a Spread!

Our potluck was full of variety: Michael Hodges made the most scrumptious chocolate dessert, Bob Miles made his

Texas Chili (see recipe on page three), and Gloria Schmetzer made a fantastic German Potato Salad that rivaled my grandmother's recipe! Bob Miles manned the grill and somehow managed to make hot dogs, chicken breasts, hamburgers and cheeseburgers at the same time. Thank you to all the helpers and cooks! Bob also arranged to have a very talented Musician named Ron Wagner from **In the Mood** to serenade our get-together. It was a very nice touch. The raffle numbers picked were 245, 259 and 304, all engine numbers! And we cannot forget, John L. Lewis, arranged another fantastic get-together.



L-R John L. Lewis, Michael Hodges and Bob Miles

(Continued on pages nine and twelve)

Birthday Wishes

May

- 1 Bruce Sandburg
- 3 Randy Goble
- 5 Audrey Thompson
- 8 Lance Angerhofer
- 8 John Noble
- 10 Don McGraw
- 11 Bruce Sandburg
- 11 Kenneth Kay Keller
- 15 Bonnie McGraw
- 17 Joann Ollar
- 18 John Noble
- 26 Danuta Jakubowski
- 27 Richie Fein

June

- 1 Virginia Stuart (Hill)
- 1 Ron Williams
- 2 Lou Fendl
- 7 Steve Ault
- 8 Jim Nereau
- 12 Peggy Eastburn
- 15 Pamela Pryor
- 17 Ron Williams
- 21 Richard Dormois
- 22 Donna Goble
- 26 Anne Magee
- 26 Mike Borens
- 27 Sidney Rosen



Anniversary Wishes

May

- 20 Hugh & Cynthia Adam

June

- 1 Jeff Jones & Helen O'Brien
- 2 Lenny & Barbara Olsen
- 7 Chuck & Chris Collins
- 19 Lowell & Norma Jensen



MESSAGE FROM OUR PRESIDENT:

Greetings,

I hope everyone is doing well.

As of the publishing of this letter, the pancake breakfast will have already happened. I hope it is as big a success as the potluck picnic at Fort Lowell Park (33 picnickers & 13 Studebakers). It seemed like everyone enjoyed themselves. Thanks John L. Lewis and Bob Miles for setting up a wonderful outing. Bob even had a musician friend come along and perform.

As of the last meeting of your Board, it was reported that a 2021 membership roster is in the works. We want to get it right. Our schedule of upcoming outings is a little skimpy but it's getting better. Ann Pearson reported that she will have the May/June Copper Starlight ready even though she's in the middle of moving. Good job!

Until next time,
Randy



Randy Goble

From the Editor:

Dear Members:

I can't believe another two months has passed! I am so thankful that we were able to get together as a Club for our Potluck at Fort Lowell Park. A good time was had by all.

A correction should be noted for the favors at the Banquet this year. All items like T-shirts and Key fobs were donated by the Southern Arizona Chapter for the banquet.


And, as a reminder, please contact Bob Miles, our Membership Director, if you haven't done so already to give him your Studebaker Membership Number.

Thank you to June Kaiser and Donna Goble for proofreading and to Fred Gooch, Don McGraw, Bob Miles and John L. Lewis for submissions and photos for the newsletter.

Happy Mother's Day to all Studie Moms and Happy Father's Day to all Studie Dads!

Ann Pearson, SAC/SDC Newsletter Editor

**A reminder, the deadline for publishing newsletter contributions is the 20th of the month.



Ann Pearson

SAC/SDC Contact:

John L. Lewis,
Vice-President
520-954-0904 or
lewishoot@cox.net

THOUGHTS AND PRAYERS

Lance Angerhofer
Pat Naugle Daniels
Steve Fein
Keith Muske
Mary Powell-McConnell
Jim Nereau

UPCOMING EVENTS/SOUTHERN AZ CHAPTER OTHER AUTO RELATED, IN REMEMBRANCE AND STUDE-BAKER RECIPES

Mondays, May 17, June 21, and July 19, 2021	Board Meeting: 11:30 a.m., Hungry Fox Restaurant, 4637 E. Broadway, Tucson, AZ. 520-326-2835.
Saturday, May 1, 2021	Breakfast at Agua Caliente Park: 7:30 a.m., 12325 E. Roger Road. Bring your own meat, such as sausage or bacon to share. Bring your own chairs. The Chapter supplies pancakes, eggs, orange juice, utensils, charcoal and griddle. John L. will bring the coffee. Randy Goble and John L. will tend to the grill. Come on out with your prized Studebaker and have a great breakfast.
Saturday, May 22, 2021	Lunch at Bubb's Grubb: 11:00 a.m., 16010 N. Oracle Rd. in Catalina, AZ, 520-825-6510. Plan on tire kicking for a few minutes before going in for lunch. Please R. S.V.P. John L. Lewis lewishoot@cox.net or 520-954-0904, if you plan to attend. Will have a caravan from the East side, and will organize that when time gets closer. Get them Studebaker's out for some exercise before Summer sets in.
Sunday, May 30, 2021	Pacific Southwest Zone Meet 2021: 8:00 a.m. to 3:00 p.m. La Palma Park, Anaheim, CA. For information call: Don Cox 951-529-0873 or Dan Scott 818-558-1791. Registration: www.StudebakerSoCal.com
Wednesday to Saturday, September 8-11, 2021	57th international SDC Meet: Hosted by Indy Chapter in Indianapolis, IN. At the Marion County Fairgrounds. See hotel listing in December 2020 Turning Wheels . Visit http://sdcmeet.com/ for information and registration.

Remembering Connie Feddick by Rosalie Torske

I met Connie Feddick many years ago when her husband, Jim Feddick was so involved with the Southern Arizona Chapter of the Studebaker Drivers Club.

Jim had an eight car plus garage and a beautiful property on the edge of Tucson. He had many SAC events there, including Halloween parties. I remember one in particular, they had dry ice in their swimming pool, and the house was fully decorated for the holiday. In the front area inside they had a coffin with a mannequin which looked like Frankenstein inside of it. There was also dry ice in the coffin, all of which created a spooky atmosphere. When we walked on the carpet, it made squishy sounds. We learned that the coffin leaked, and the dry ice which became liquid, was soaking the carpet. (I can just imagine what kind of clean up they had after the gathering.)

Connie was always smiling when you saw her, no matter what was happening at the time. She always took part in SDC events and supported Jim to the maximum, including when he was President of SAC. We will always miss that smile, her great sense of humor and her devotion to SAC.

A donation has been made in Connie's name to the Studebaker National Foundation from the Southern Arizona Chapter. A link to Connie's obituary can be found at <https://bringfuneralhome.com/tribute-ajax/print-obituary.html?id=209440>

Stude-Baker Recipes

Texas Red Chili

by Bob Miles



2 Tablespoons Vegetable Oil
 2 Pounds of Roast Beef cut and cubed
 1 Cup of Chopped Onions
 1 Bell Pepper chopped and seeded
 1 clove Garlic minced
 1 12 Ounce Can Tomato Paste
 2 1/2 Cups Water
 1 small can of Jalapeno peppers diced (optional if you want it spicy)
 1 1/2 Tablespoons Red Chili Power

1/2 teaspoon of crushed Red Pepper
 1/2 teaspoon of salt
 1/2 teaspoon of dried oregano
 1/2 teaspoon cumin
 1 15 Ounce can of pinto beans

In a heavy pot, heat the Vegetable oil and brown beef cubes on all sides. Add Onion, Bell Pepper and Garlic with the beef and cook together for 5-10 minutes. Add the remaining ingredients, except the pinto beans, stir and simmer 1-1/2 hours to 2-1/2 hours until meat is tender. Add the pinto beans and simmer 30 minutes more.

GUESS WHO?, TECH TIP AND INTERESTING WEBSITES AND VIDEOS

GUESS WHO??

I had just started thinking about cars when Studebaker went out of business. My buddies at school all dreamed about Fords and Chevys, and I bought a Henry J (non-running). Wonder why I didn't have a real date until I was 19!

From an early age, my brother and I would get hold of anything with an engine (1959 Simca). We would make it run and go zipping thru the desert that surrounded our house. That's how you learn to fix stuff. If you don't get it right, you end up walking home. We did a lot of walking. My parents recognized this and gave me my first set of new socket wrenches for my 18th birthday and I still have them. I guess my dad got tired of me using his tools!!

One thing about learning how to fix cars is that your buddies that can't, always need help. I may have been flipping rear spring shackles, welding a hole in an oil pan or installing junkyard bucket seats. After doing dumb things like that, I figured out how to fix stuff right. (So many good cars screwed up by high schoolers.)

Studebakers never really appealed to me until a work buddy of mine found two identical vehicles in a classified ad. (Remember those?) The thought was he would fix one and I would fix one. After a closer inspection it was obvious it would take both plus to fix one. My friend bailed and I traded a Honda motorbike for both. Lord help me, my first Studebaker project. Trying to find parts for restoration of an independent 30-year vehicle proved difficult. Enter the Studebaker Drivers Club.

I'm sharing things about my love of old cars because of my independent nature. I feel that the members of our car club are somewhat the same. I'd rather fix, than switch, comes to mind. What I can't believe is that for so many independent thinking people we get along so well. The SDC has been around a long time. I guess we just like being a little different.

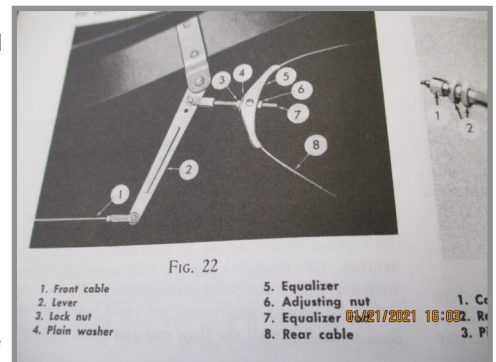
How good is it to finally be at a point in life where you can just use your 50-year accumulation of cool tools to fix things? I had better finish my rant and come to a close, I need to feed my one-eyed cat and walk my three-legged dog.

TECH TIP

Parking Brake Adjustment by Bob Miles

When making the parking brake adjustment, the rear wheels must be off the ground. Block the front wheels and place jack stands under the rear of the car. Set the control handle or foot brake four notches from its fully released position. The adjustment is made at the rear cable equalizer located underneath the transmission. (See Fig 22) Loosen the lock nut (3) and tighten the adjusting nut (6) until the slack is taken out of the rear cable by hand and a heavy drag if felt when rotating the rear wheels by hand. Tighten the front nut securely to maintain the adjustment. Release the brake and check the rear wheels to make sure that a drag does not exist.

The reason to adjust your parking brake is when you park. You need to set the brake before engaging the transmission in Park. Studebaker used three automatic transmissions: Detroit Gear, Ultramatic Drive (1956 Golden Hawk only) and Flightomatic. When you park a car on an incline, you will notice it will roll to engage the Park Pawl. If you do not set your parking brake before, the transmission pawl can lock. If you are lucky, you may be able to work the pawl loose. If you are unlucky, the pawl could break and then you are facing a transmission tear down and replacement of a shrinking supply of automatic transmission parts. So get your parking brakes working and avoid costly and unnecessary repairs.



INTERESTING WEBSITES AND VIDEOS

SAC website: <http://soazsdc.org/>

The Grand Canyon Chapter of the SDC: www.grandcanyonsdc.com

Chapter email: soarizonasdc@aol.com

International Studebaker Museum

www.studebakermuseum.org

<https://tinyurl.com/y4kudd9w>

7 brake system basics you should know

<https://tinyurl.com/y5ky2pf4>

5 tips to stay organized in the garage **Hagerty Media**

<https://tinyurl.com/y5md5ru2>

How the U.S. Studebaker became the Soviet 'victory truck'

<https://tinyurl.com/yafa9ao8>

South Bend's Studebaker Legacy

<https://tinyurl.com/yxglhvhu>

Full list of Studebaker Models

ranker.com/list/full-list-of-studebaker-models/reference

The most insane muscle car collection

<https://youtu.be/6clDqAfOpwA>

MEMBER CONTRIBUTION

WOODSON HARGIS "WOODY" ALLEN

BY FRED GOOCH

Woody Allen was born in Oakland, California on February 24, 1921.

Woody's family moved across the plains in covered wagons in 1951 and settled in the Oakland area. Perhaps the wagons were manufactured by Studebaker. His father was Dr. Warren Barrett Allen, a noted brain surgeon, and his mother was Thurza Hargis Norton, a nurse, who was a beautiful blonde. Thurza had been married previously to a man who had a very successful block and cement business in the Philippines. When he died, Thurza was left with a daughter and a son to raise alone. She left the Philippines and went to California, where she met Warren. They married and had one son, Woody.



Fred Gooch

The first Studebaker in the Allen family was apparently a 1916 6-cylinder purchased by Thurza, possibly a second hand car. In 1927 Thurza said to Woody "I'm going downtown on Broadway to buy a new automobile." They passed the huge elegant Packard agency and went to the Studebaker agency. Thurza was not greeted enthusiastically by the salesman until he discovered she had the money to purchase a new car. Since she could not afford a President, she settled for a 1927 Commander, 2-door Club Sedan. After completing the deal, she told Woody he could go play in the car. He came running back and informed her that the car had a wooden box under the back seat in which he would play. (Later on, I realized that this hidden place was the main point of the story. The Studebaker Brothers were very politically minded and did not approve of Prohibition, so they built hidden, wooden compartments in their cars should the owners wish to hide their liquor.) As Thurza and Woody drove home in their new Studebaker, they were sideswiped by a man driving a Chevrolet and pulling a trailer near Lake Merritt. Thurza gave chase, and Woody said "Hurry, Mommy, hurry and catch the bad man." She blew her horn and made him pull over. The police came and Thurza demanded payment for repairs to her new Studebaker. Everything was then resolved.

Thurza suffered from chronic asthma and influenza and had several surgeries. Eventually, it was discovered that she had cancer, and she died when Woody was nine years old. His father later married a woman named Elma, who became Woody's stepmom. Elma would go on a vacation, sometimes for two or three months. One time, when she was gone, Woody bought some non-running Studebakers and transported them to a lot next to the Allen house. When she returned, she gave Woody a tongue lashing and told him to "Get that junk out of there." As she left the room, Woody said to himself, "Someday, I'll have my own land and buy as many Studebakers as I want, and no one will tell me to get rid of them!"


Woody purchased land covered in Redwood trees in northern California in the late 1930's at a very reasonable price. A large real estate developer in Arizona offered Woody a good price in the early 1940's, and Woody accepted; thereby, making the move to Arizona. Woody met an elderly widow in Arizona named Anna M. Stalleman Lester. She was disenchanted with her son, Spider Kelley, world heavyweight champion, who had no respect for land. She gave Woody four acres where he built the Black Arrow Lodge. Woody purchased additional land at \$50.00 per acre. Woody was at lunch one day with some physician friends, and when asked what he had been doing, told them of the land purchase. The doctors told him "There's nothing there but rocks and rattlesnakes, and you've been taken." Woody sat straight in his chair and said "I like rocks and rattlesnakes, and I did not get taken!" Eventually, Woody built two houses on the land and purchased rental houses in Tucson.

Woody started building the Black Arrow Lodge in the mid 1940's in Tucson, Arizona. He transported all of the materials and labor from Mexico. When Woody sold the Black Arrow in 2004, he and I went through the house one last time. One feature of the house was the large, dark burgundy, almost black, tiled floor. Only one tile had cracked in fifty-six years of use. He sold the Black Arrow to a man who would preserve it and not level it to build condos. Fortunately, the buyer kept his word, restored the Black Arrow, and in May 2006, it was featured in Phoenix Home and Garden Magazine.



Woody Allen in 2005

Woody met Katherine (Kitty) Pritchitt, his future wife, and her husband through a newspaper ad he ran in 1947 advertising rental homes in Arizona. Woody invited them to Arizona, and they liked it so much that they stayed for six months. The Pritchitts returned to Virginia and in 1948 were involved in a very bad automobile accident in which Katherine's husband was badly injured. Although he survived the accident, he suddenly died in 1949. Woody invited Kitty back to Arizona, and they traveled to California and Mexico. They saw each other off and on, and in 1954, Woody asked Kitty to marry him. Their forty-six year union lasted until December 30, 1999, when Kitty died. A service was held in Tucson, and Kitty was buried in North Carolina. Woody, Kitty, Diana (my late first wife) and I were good friends



The Black Arrow Lodge

and spent time together from 1975-1996, when Diana died. Zenaida was Woody's and Kitty's constant companion and caregiver for 38 years and was the best thing that every happened to them.

(Continued on page six)

WOODY ALLEN CONTINUED BY FRED GOOCH AND PREVIEW OF FUTURE RAFFLE ITEMS

The Arizona Studebaker Drivers Clubs hold a joint March Gathering each year, one year in Tucson, the next in Phoenix. In late 2005, I talked to Woody about the March 2006 meet in Tucson near Zenaida's home, thinking this might be his last chance to see a bunch of Studebakers and to visit with his friends. When he was close to the mall and saw some Studebakers, he went nuts! He got his walker out, and I escorted him around to see all the cars and to talk with his friends. It was a great day for both of us! We discussed a 1966 Studebaker which used a General Motors engine and transmission, and Woody turned his back to the car and said "GM deserves my backside!" Although he could not drive for some years, he remained a member of the Studebaker Drivers Club for many years. Many of you have seen several of his prized Studebakers: the 1923 Sheriff's Special in the Arizona Historical Society display in Tucson, Arizona, and the 1922 Light Six, and the 1925 and 1926 Duplex Phaetons in the Studebaker National Museum in South Bend, Indiana.



The Big Six

Early in 1985, Woody proposed to us that we drive our Studebakers to Durango, Colorado for The Antique Studebaker Club meet. Woody, Kitty and Zenaida drove the restored (by Ken Mooney and others) 1925 Big Six 7 Passenger Duplex Phaeton. The car had a 354 cubic inch engine and rode on a 127" wheelbase. Woody had searched for a Duplex Phaeton for ten years and finally gave up on his dream. Then a friend of his from Colorado, called him and said he had one. The friend had planned to restore the car, but became ill, so offered the car to Woody for FREE! That is a Studebaker person's favorite four letter word, I think!



Woody's Tombstone

Woody took a truck, trailer and two workers to get the Big Six. It was scattered in pieces over ten acres. Restoration began in 1970 and was completed in 1980.

The trip to Durango was made on back roads, as the 1925 had mechanical brakes. Other people on the trip included: Fred and Diana Gooch, Greg Leach, Bruce and Gen Sandburg, Chuck and Ruth Naugle, Lloyd and Millie Walts, Glen and Rosalie Torske, Pete and Karen Messing, Henry and Kay Michenfelder, Carol and Vernado Studebaker, and George and Alice Steiner.

Preview of Future Raffle Items

Raffle tickets will be available for purchase at our Club get-togethers until Drive your Studebaker Day in September 2021. The items donated for raffle include: the replica Studebaker sign by Jay Bodle, the Studebaker cream and saucer set from the Studebaker factory cafeteria along with the Hee Haw coveralls by Bruce Sandburg and Delores Schurtz, the Duesenberg metal model kit and six gold rimmed drinking glasses by Bob Miles, a Studebaker throw blanket (won in the raffle 1-1/2 years ago) by Don and Bonnie McGraw and the Studebaker stock certificates by Keith and Marie Amb's. The price of the tickets is six for five dollars.




Studebaker throw blanket



Set of six Studebaker Glasses

Hee Haw Coveralls modeled by John L. Lewis



Studebaker Sign



Photo by Ann Pearson

Studebaker Cream and Saucer Set, and Salt and Pepper Shakers



Model Car Kit



Beautifully framed Studebaker Stock Certificates

STUDEBAKER IDENTIFICATION, REPRINTED FROM THE "HAWK", THE IROQUIS CHAPTER NEWSLETTER, VOL 3, 2021

STUDEBAKER — Body Style Identification



1946 Champion Skyway Cruising Sedan
Model 5G Body Symbol W5



1946 Champion Skyway 2 Door Sedan
Model 5G Body Symbol F5



1946 Champion Skyway Coupe Model 5G
Body Symbols: Q4 (5 Pass.)-Q2 (3 Pass.)

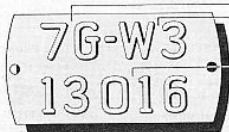


1947 Champion 3 Pass. Coupe Model 6G
Body Symbols: Q1 (DeLuxe)-Q2 (Regal DeLuxe)



1947 Champion 5 Pass. Coupe Model 6G
Body Symbols: C3 (DeLuxe)-C5 (Regal DeLuxe)

MODEL-SYMBOL and BODY NUMBER PLATE



1947 Champion 4 Door Sedan Model 6G
Body Symbols: W3 (DeLuxe)-W5 (Regal DeLuxe)



1947 Champion Convertible Model 6G
Body Symbol S2



1947 Champion 2 Door Sedan Model 6G
Body Symbols: F3 (DeLuxe)-F5 (Regal DeLuxe)



1947 Commander 4 Door Sedan Model 14A
Body Symbols: W3 (DeLuxe)-W5 (Regal DeLuxe)



1947 Commander 2 Door Sedan Model 14A
Body Symbols: F3 (DeLuxe)-F5 (Regal DeLuxe)

STUDEBAKER — Body Style Identification



1948 Commander 5 Pass. Coupe Model 15A
Body Symbols: C3 (DeLuxe)-C5 (Regal DeLuxe)



1948 Commander Convertible Model 15A
Body Symbol S2 (Regal DeLuxe)



1948 Land Cruiser 4 Door Sedan Model 15A
Body Symbol Y5 (Regal DeLuxe)



1949 Champion 5 Pass. Coupe Model 8G
Body Symbols: C3 (DeLuxe)-C5 (Regal DeLuxe)



1949 Champion 3 Pass. Coupe Model 8G
Body Symbols: Q1 (DeLuxe)-Q2 (Regal DeLuxe)



1949 Champion 4 Door Sedan Model 8G
Body Symbols: W3 (DeLuxe)-W5 (Regal DeLuxe)



1949 Champion 2 Door Sedan Model 8G
Body Symbols: F3 (DeLuxe)-F5 (Regal DeLuxe)



1949 Commander 5 Pass. Coupe Model 16A
Body Symbols: C3 (DeLuxe)-C5 (Regal DeLuxe)



1949 Commander 2 Door Sedan Model 16A
Body Symbols: F3 (DeLuxe)-F5 (Regal DeLuxe)



1949 Champion Convertible Model 8G
Body Symbol S2 (Regal DeLuxe)



1949 Commander Convertible Model 16A
Body Symbol S2 (Regal DeLuxe)



1949 Commander 4 Door Sedan Model 16A
Body Symbols: W3 (DeLuxe)-W5 (Regal DeLuxe)

STUDEBAKER — Body Style Identification



1949 Commander 3 Pass. Coupe Model 16A
Body Symbols: Q1 (DeLuxe)-Q2 (Regal DeLuxe)



1949 Land Cruiser 4 Door Sedan Model 16A
Body Symbol Y5 (Regal DeLuxe)



1950 Champion 3 Pass. Coupe Model 9G
Body Symbols: Q1 (DeLuxe)-Q2 (Regal DeLuxe)



1950 Champion 2 Door Sedan Model 9G
Body Symbols: F3 (DeLuxe)-F5 (Regal DeLuxe)



1950 Champion 4 Door Sedan Model 9G
Body Symbols: W3 (DeLuxe)-W5 (Regal DeLuxe)



1950 Champion 5 Pass. Coupe Model 9G
Body Symbols: C3 (DeLuxe)-C5 (Regal DeLuxe)



1950 Champion Convertible Model 9G
Body Symbol S2 (Regal DeLuxe)



1950 Commander Convertible Model 17A
Body Symbol S2 (Regal DeLuxe)



1950 Commander 2 Door Sedan Model 17A
Body Symbols: F3 (DeLuxe)-F5 (Regal DeLuxe)



1950 Commander 5 Pass. Coupe Model 17A
Body Symbols: C3 (DeLuxe)-C5 (Regal DeLuxe)



1950 Commander 4 Door Sedan Model 17A
Body Symbols: W3 (DeLuxe)-W5 (Regal DeLuxe)



1950 Commander 3 Pass. Coupe Model 17A
Body Symbols: Q1 (DeLuxe)-Q2 (Regal DeLuxe)



1950 Land Cruiser 4 Door Sedan Model 17A
Body Symbol Y5 (Regal DeLuxe)

STUDEBAKER — Body Style Identification



1951 Champion Regal 5 Pass. Coupe
Body Symbol 10G-C5 (Regal)
10G-C3 (DeLuxe)-10G-C1 (Custom)



1951 Champion Regal 3 Pass. Coupe
Body Symbol 10G-Q2 (Regal)
10G-Q1 (DeLuxe)-10G-Q4 (Custom)



1951 Champion Regal Convertible
Body Symbol 10G-S2



1951 Champion Regal 2 Door Sedan
Body Symbol 10G-F3 (Regal)
10G-F1 (DeLuxe)-10G-F1 (Custom)



1951 Champion DeLuxe 4 Door Sedan
Body Symbol 10G-W3 (DeLuxe)
10G-W5 (Regal)-10G-W1 (Custom)



1951 Commander State 2 Door Sedan
Body Symbol H-F5 (State)-H-F3 (Regal)



1951 Commander Regal 5 Pass. Coupe
Body Symbol H-C3 (Regal)-H-C5 (State)



1951 Commander State Convertible
Body Symbol H-S2




1951 Commander State Land Cruiser Sedan
Body Symbol H-Y5




1951 Commander State 4 Door Sedan
Body Symbol H-W3 (State)-H-W3 (Regal)

STUDEBAKER IDENTIFICATION CONTINUED AND PAST EVENT


STUDEBAKER




1952 Champion Regal 4 Door Sedan
Body Symbol 12G-W5 (Regal)
12G-W3 (DeLuxe)—12G-W1 (Custom)




1952 Champion Regal 5 Pass. Coupe
Body Symbol 12G-C5 (Regal)
12G-C3 (DeLuxe)—12G-C1 (Custom)




1952 Champion Regal 2 Door Sedan
Body Symbol 12G-C5 (Regal)
12G-C3 (DeLuxe)—12G-C1 (Custom)




1952 Champion Regal "Starliner"
Body Symbol 12G-K2




1952 Champion Regal Convertible
Body Symbol 12G-52




1952 Commander State "Starliner"
Body Symbol 3H-K2




1952 Commander Regal 2 Door Sedan
Body Symbol 3H-F3 (Regal)—3H-F5 (State)




1952 Commander State Convertible
Body Symbol 3H-52



1952 Commander State Land Cruiser Sedan
Body Symbol 3H-Y5




1952 Commander Regal 4 Door Sedan
Body Symbol 3H-W3 (Regal)—3H-W5 (State)




1952 Commander State 5 Pass. Coupe
Body Symbol 3H-C5 (State)—3H-C3 (Regal)


STUDEBAKER—Body Style Identification




1953 Champion Regal Hardtop
Body Symbol 14G-K5




1953 Champion Regal 4 Door Sedan
Body Symbol 14G-W5 (Regal)
14G-W1 (Custom)—14G-W3 (DeLuxe)




1953 Champion DeLuxe 2 Door Sedan
Body Symbol 14G-F3 (DeLuxe)
14G-F1 (Custom)—14G-F5 (Regal)




1953 Champion 5 Pass. Coupe
Body Symbol 14G-C5 (Regal)—10G-C3 (DeLuxe)




1953 Commander 5 Pass. Coupe
Body Symbol 4H-C5 (Regal)—4H-C3 (DeLuxe)




1953 Commander Regal Hardtop
Body Symbol 4H-K5 (Regal)



1953 Land Cruiser
Body Symbol 4H-Y



1953 Commander DeLuxe 2 Door Sedan
Body Symbol 4H-F3 (DeLuxe)



1953 Commander Regal 4 Door Sedan
Body Symbol 4H-W5 (Regal)—4H-W3 (DeLuxe)

Kars for Kids Car Show in Sierra Vista on April 3, 2021

by John L. Lewis



John L. Lewis's 1961 Hawk

KARS FOR KIDS, is a money making car show to raise money for the children. It was a huge car show attended by all makes of cars, trucks and motorcycles. Many beautiful machines were present.

The show was attended by the following folks from our chapter: Don McGraw with his 1963 GT Hawk; Pat and Larry Robinson with their 1957 Silver Hawk; John L. Lewis with his 1961 Hawk; and Gene Schreiner from Sierra Vista with his 1990 Avanti II, 4-door. We also met a couple that just moved to Sierra Vista, with their 1964 GT Hawk. We also met another gent with a 1936 Packard.



Don McGraw's 1963 GT Hawk



1964 GT Hawk



Gene Schreiner's 1990 Avanti

We had a great day at the show, and none of us won any awards. They held a live auction, and raised thousands of dollars for a great cause.

To finish out the day, we had a relaxing journey back to Tucson, and look forward to the next car show.



Pat and Larry Robinson's 1957 Silver Hawk



STUDEBAKER ADS ~ WANTED AND FOR SALE OR TRADE AND PAST EVENT



Wanted: 1957- 1959 Silver Hawk. Contact Connie Olsen: 702-540-6218, house@go-olsen.com

Wanted: Dealership license plate frame, such as, Frost & French or Palm Springs Studebaker. Fred Gooch 520-883-7418, email nora.gooch@yahoo.com

For Sale: Studebaker models: Beautiful '57 Studebaker Golden Hawk model in original box like new, \$60.00. Call Joyce Mooney at 520-977-7864.

For Sale: 1953 Studebaker Commander 232 CID engine long block. Bell housing, clutch disc, pressure plate and fly wheel are attached to the block and included. The bell housing fits a 3-speed manual transmission. This engine was a running engine when purchased some years ago. The engine turns over freely. The block serial No. is V263234. \$300.00. Call John Noble at 505-670-4180 or email: slowbull1868@gmail.com

For Sale: 1950 2 door Champion. Garaged for the last 25 years. \$3,000.00. Call Bill Mc Lerran at 520-400-0522.

For Sale: Trailer: 69" x 14'6", new tires, nice leaf springs and the brake light wiring is good. Asking \$300. Call Gloria, 520-325-2282.



For Beautiful Studebaker Steering Wheel Covers
Contact
Marj Scooros
marjsbaubles@yahoo.com

One for \$20.00, two or more \$15.00 each.
For orders, the diameter of the steering wheel is needed along with the year, model and color of the car.

***Notice: John L. Lewis sent around a reminder that everyone should have an approved fire extinguisher displayed at your left front wheel during all meets in the future. As required as of January 1, 2017, the SDC requires a minimum of a LU type 1-A:5B:C, but a 1-A:10-B:C would be much better for added protection.



For Sale: Two New Tan Studebaker seatbelts with Studebaker emblem, with all hardware. \$30.00 each. Email John L. Lewis at, lewishoot@cox.net or call 520-954-0904

For Sale: 1921 Packard Single Six, 1923 Studebaker 2 door Special Six, 1927 Studebaker 4 door and lots of Hawk parts. For more information, call John Nuell, a friend of a member, 289-441-1545.

For Sale: 1931 Studebaker Commander Model 70, 8 cylinder, 4-door Regal sedan. It has the 3-speed manual freewheeling transmission. It has six color matched spoked wheels, and two new billet machined rear drive axles. It also has a new custom fuel tank, and has huge ovaloid headlights. Included is also a huge wooden trunk. \$25,000 obo. Contact Annette Young at 951-258-6021, or email: nettie1119@gmail.com



Additional Photos from the Picnic at Ft. Lowell Park



Lou Fencil with his '56 Transtar Pick-up



Dan Enwright with his '50 Champion Coupe



Fred and Nora Gooch with their '37 Dictator

PAST EVENTS, SPONSORS AND CRUISE NIGHTS

COLLECTOR CAR SPECIALIST
www.studebakersite.com



Barry Hackney, Owner
Parts Sales - Service



Quality Chrome Plating

17819 Frankton Way • Houston, TX 77073 01/2
 Cell 281-787-6230
barry@studebakersite.com
custompolishchromeplating.com





Please Don't Drink Then Drive

TJ'S Speedometer Repair
 "Tucson's Speed Needs Specialists"
 Have you had your speedometer checked lately?

Electronic Instrument Cluster Repair on All Makes & Models

520.882.2000
 520.304.0242

In Business Over 24 Years 2100 N. Stone Ave. Tucson, AZ 85705

ANDY'S AMERICAN GLASS

Andy Wilson
 Owner

Auto • Residential • Commercial 01/22

3653 N. 1ST AVENUE
 TUCSON AZ 85719

Over 35 Years Experience
 520.979.3258
AndysAmericanGlass.com
Andy@AndysAmericanGlass.com

Custom & Classic cars
 1-855-U-GO-Glass
 1-855-846-4527

StudebakerParts.com
 The Online Studebaker Parts Store



Russ & Sharon Ware
 2700 E Magnolia Dr.
 Gilbert, AZ 85298

P: 602-995-5311
F: 602-635-1921
russ@StudebakerParts.com

01/22



Carburetors Fuel Injection Systems

Marco Aguilar
 Sales Representative

2225 S. 6th Ave
 Tucson, AZ. 85713
 Phone: (520) 917-5050
 Fax: (520) 917-2902
 Email: cfisllc@cox.net
 Web: <https://carburetorandfuelinjectionsystems.com/>



01/22



\$10.00 OFF ALL FULL SERVICE OIL CHANGES


Oil Changes & More
 LESS HASSLE. MORE HUSTLE.

Valid only at Speedway location listed below. Not valid with any other offers. GIF507

3355 E. Speedway Blvd.
 520-323-0779

Only Whatever You Need Guarantee

(See Coupon to the left)



Grease Monkey
 3355 East Speedway Blvd.
 Tucson, AZ 85716
 (520) 323-0779 Telephone
 (520) 323-0784 Fax
tollar65@outlook.com

Tom Ollar General Manager 04/22

For SAC Member recommended Sales and Services, call our local sponsors first.

Thanks to Creative Printers, for printing this newsletter. For all your printing needs, stop in at Creative Printers, 2729 E. Grant Road, Tucson, or call 520.881.6572. Thanks Randy Goble, SDC member.

Car Shows and Cruise Nights

Thursdays: Freddy's Frozen Custard & Steakburger weekly Cruise-In, 3725 West Orange Grove Rd., Marana, AZ, 6:00 p.m. to 8:00 p.m., 520-989-0314. If you are wearing a Freddy's cap or shirt, you will receive a free ice cream.

Fridays: Freddy's Frozen Custard Cruise-In & Car Show, Free custard, 11143 N. Oracle Road, Oro Valley, AZ, 4:00 p.m. to 7:00 p.m. plus, 520-989-0067. They also have a car show the last Saturday of every month from 3:00 p.m. to 7:00 p.m. plus. It is hosted by Obsessions Car Club and trophies are awarded. There is no Friday show when there is a Saturday show of that week.

Little Anthony's website for future car shows: <https://littleanthonysdiner.com/car-shows>

Arizona Car Shows | AutoCarShow.Events <https://autocarshow.events/car-shows/united-states/arizona/>

For more fun events go to: <http://www.carnuts.org> And in the state of AZ: <http://www.cruisinarizona.com/>

Speedway Antique Mall Cruise-In Nights, 5045 East Speedway Blvd., Tucson, Arizona: Cars usually start showing up at 4:30 p.m. Actual start time is 6:00 p.m. to 9:00 p.m. Second Saturdays of the month. Call Ray for information at 520-404-5090.

The Gaslight Music Hall in Oro Valley. Please check the website for future dates, email heather.gaslight@gmail.com. **Nothing scheduled at this time for car shows.** Concerts will be held on selected evenings outdoors at 5:30 p.m. Please check the website. Bring your own blanket.

Social Distancing and face masks are requested at those businesses where cruise nights are still occurring.

MEMBERSHIP APPLICATION

The Southern Arizona Chapter Studebaker Drivers Club is dedicated to the preservation, restoration, pride of owning and the joy of driving fine Studebakers; and to providing assistance on a local level to the National Studebaker Drivers Club, Inc. You DO NOT have to be a Studebaker owner to join; however, for insurance purposes, membership is required in the National Studebaker Drivers Club. SDC was founded in 1962 and has approximately 13,000 members worldwide. *Turning Wheels* is the monthly magazine of the SDC. *The Copper Starlight* is the Southern Arizona Chapter's official publication and is published every other month. Subscriptions are included in club membership dues.



How to become a Member: 1) Complete the membership application below. 2) Write a check or money order for \$15 for a full year, payable to Southern Arizona Chapter, SDC. This includes an e-mailed copy of *The Copper Starlight*. An additional charge of \$3.00 required for a mailed copy of the newsletter. 3) Enclose an additional \$29.00 if you are a new SDC member or the amount for one of the categories below if you are a returning member. 4) Mail to Membership Director:

Southern Arizona Chapter of
The Studebaker Drivers Club
PO Box 12913
Tucson, AZ 85732

Application Form
Southern Arizona Chapter Studebaker Drivers Club

National SDC Member#: _____
Expires: _____
You must be a member of SDC to join SAC. This application will not be accepted without your Studebaker Drivers Club National Number.
Name: _____
Spouse: _____
Other family members: _____
Address: _____
City: _____ State: _____ Zip: _____
Phone: _____

email: _____
Birthdays: _____
Wedding anniversary: _____
If new member, referred by: _____
Studebakers owned: (Year/Model/Body Style & any comments) _____
I am willing to help my club in the following ways:
 Call people with club information
 Bring cookies or snacks
 Host a gathering
 Call me & I'll help
 Mail out newsletters
 Other

Membership Application

Memberships are for 1 year and include 12 issues of *Turning Wheels*®. You can now join/renew for up to 5 years.

	1	3	5
Membership in US	year	years	years
Regular Members w/periodicals:		Total	Total
<input type="checkbox"/> New Members 1st year only	\$29	na	na
<input type="checkbox"/> Regular Member renewal w/periodical class mail	\$36	\$99	\$161
<input type="checkbox"/> Regular Member renewal w/1st class mail	\$62	\$183	\$300
<input type="checkbox"/> Student & Young Adult Membership (To 22 yrs old)	\$29	\$87	\$145
<input type="checkbox"/> SDC Membership WITHOUT <i>Turning Wheels</i>	\$12	\$36	\$60
<input type="checkbox"/> <i>Turning Wheels</i> subscription WITHOUT SDC membership (Libraries, etc.)	\$29	\$87	\$145
Memberhip in Canada			
Regular Members w/periodicals:			
<input type="checkbox"/> New Members 1st year only	\$46	na	na
<input type="checkbox"/> Regular Member renewal w/periodical class mail.....	\$52	\$144	\$236
<input type="checkbox"/> Regular Member renewal w/1st class mail	\$66	\$186	\$306
Overseas Membership			
Overseas Members w/periodicals:			
<input type="checkbox"/> New Members 1st year only	\$46	na	na
<input type="checkbox"/> Overseas Member renewal w/periodical class mail..	\$52	\$144	\$236
<input type="checkbox"/> Overseas Member renewal w/1st class mail	\$66	\$186	\$306
Other SDC Items			
<input type="checkbox"/> Donation to SDC Museum Fund	\$ _____		
<input type="checkbox"/> Donation to SDC Restoration Fund.....	\$ _____		
<input type="checkbox"/> Donation to National Museum Endowment Fund*	\$ _____		
<input type="checkbox"/> Donation to Studebaker National Foundation*	\$ _____		
(*Tax deductible donation)			
<input type="checkbox"/> Membership Pin - (specify year-pin) <small>Prices in <i>Turning Wheels</i></small>			
(10,15,20,25,30,35,40,45,50 years) _____ years			
Number of pins (1 or 2) _____	\$ _____		
TOTAL AMOUNT ENCLOSED:	\$ _____		

To join SDC, complete the application, send with check or money order in US funds to:

The Studebaker Drivers Club, Inc.
P.O. Box 1715, Maple Grove MN 55311-6715

Or use **VISA** or **Master Card**, call 763-420-7829, or

Fax 763-420-7849 or Email: sdc@cornerstonereg.com for information. Or visit:

www.studebakerdrivesclub.com

Call or write with change of address.

- **DO NOT** send ads with your membership;
- **ALL** members of local SDC chapters must also be national SDC members.

Name (first) _____ (last) _____
Spouse _____
Address _____
City _____ State _____ Zip _____
Phone _____ Birth date: _____
E-mail: _____

<input type="checkbox"/> VISA	Card # _____
<input type="checkbox"/> MasterCard	Expiration _____
<input type="checkbox"/> Discover	Signature _____

If new member, source of referral : _____

If renewal, month due: _____

Member # _____

• Please list your Studebakers, including year, model, body style, serial numbers, on a separate page.



**THE COPPER STARLIGHT
OF THE SAC/SDC
1345 N HOUGHTON RD.
TUCSON, AZ 85749**



Additional Photos from the Potluck at Ft Lowell Park, March 27, 2021



Photo by Bob Miles

L-R Don McGraw, Fred Gooch and Bonnie McGraw with the McGraw's '63 Hawk



Photo by Ann Pearson

Keith Ambs with his '63 Avanti



Photo by Bob Miles

Terry Lewis with his '61 Hawk



Photo by Bob Miles

Ann Pearson with her '62 GT Hawk



Photo by Bob Miles

Violet and Mike Borens with their '89 Avanti



Photo by Bob Miles

John L. Lewis with his '61 Silver Hawk